



Guitar inspiration

MELODIC POP ROCK SOLO *in G*

FULL TAB & NOTATION
for the video

<https://youtu.be/F-FKFtPCpto>

© www.guitar-inspiration.com @mbguitarlife

thank you

Thank you for downloading the PDF for this melodic pop rock guitar solo in G.

Subscribe to the channel, share or like the video! Thank you for your support!

I sincerely hope this detailed TAB will inspire you to continue to develop your guitar playing!

If you have any questions, you can leave a comment on my YouTube channel or e-mail me at maarten@guitar-inspiration.com

Maarten

MELODIC POP ROCK SOLO IN G

WWW.GUITAR-INSPIRATION.COM
WRITTEN & RECORDED BY MAARTEN
JULY, 2020

♩ = 123

G

4/4

SL. LET RING-----| SL.

4

Bm

LET RING-----| SL.

6

C

LET RING-----| SL.

8

D

START SOLO

p p

2

(A)

Musical notation for measures 10-11. The guitar part includes fret numbers (8), 8, (8), 10, (7), 9, (9), 10, 9, 7, 4, (4), 7, (7), 8. Techniques include H, SL, H, P, SL, SL.

Musical notation for measures 12-13. The guitar part includes fret numbers 7, (7), 9, 7, 4, 7, 9, 7, (7), (7), 9, 7, 9. Techniques include P, SL, H, P, SL, SL.

Musical notation for measures 14-15. The guitar part includes fret numbers -10, 9, 8, 10, 10, 10, 10, 8, 8, 10, (10), 8, 7. Techniques include HOLD BEND, H, P.

Musical notation for measures 16-17. The guitar part includes fret numbers 10, 8, 7, 9, 7, 10, 9, 7, 9, 10, 9, (9), 7, 9, 7, 9, 7, (7), x, x. Techniques include P, P, HOLD BEND, H, H, P.

Musical notation for measures 18-19. The guitar part includes fret numbers (7), 9, 7, x, x, (10), 12, 10, x, x, (10), 12, 10, 15, 14, (14), 15, 14, 17, 14, 17. Techniques include SL, SL, SL, SL, SL, SL, H, P.

20 ^{8^{va}}-----|

19 17 17 15 16 15 16 14 16 14 12 14 15 14 12 14 12 13 14 (14)

HOLD BEND-----| P P SL. H P

22

14 15 14 14 12 14 12 14 12 14 12 11 14 11 12 14 (14)

HOLD BEND-----| P H P SL. H SL.

24 ^{8^{va}}-----|

15 17 15 14 17 14 17 16 15 14 17 16 15 14 15 14 17 14 17 16 14 17 14 12 9

P SL. H P P SL.

26

8 8 9 10 10 8 9 8 10 8 9 7 9 7 9 7 7 11 10 10

LET RING-----| P H H

28

7 7 11 10 10

SL.

4 (B)

30

H p H SL H p SL SL

32

H p H SL H p

34 (8)

H p H p

36

H p SLOW BEND p H

38

SL SL SL

40

8^{va} 3

H p

42

(8)

1 1 1 1

p SL p p p

44

1 1

p p p

45

6 6

p H H p p p SL

46

8^{va}

H H H H SL SL p H

6

48

14/16 15 15 (15) 15-17 12 (12) (13) 12 10 (12) 10 8 5

H SL. P SL. P SL.

50

8 8 (8) 10 7 8 10 8 7 10 15/17 15 (15) 15 15

SL. H H P P SL.

52

14 15 15 14 12 14 15 14 12 14 12 (12) 7 5 7 9 7 9

H SL. SL. P H H SL. P.M.-----1

54

7/9 x x 7 (7) 9 7 8 (8) 7 9 9 7

SL. H P.M.---1

56

7-8 10 8-7 9 7 9 7-9 7-8 10 8-7 9 7-8 10 8-7 9 7-8 10 8-7 9 7 12-13

H P P H H P H P H P P

58

15 13-12 15 12 15-14 12-14 12 14 12 (14) 16 15-17 15 16 15-16/17 15-17 15 17 15 0-2

P P P SL. P SL. H P H

60

0-2/4 3-4/5 3-5/7-6 5\3 5 3 5-3 4 3 6-5-3 5 3-4 5 5 3 5-4-3-0-1-2

SL. SL. SL. P P SL. P P H H

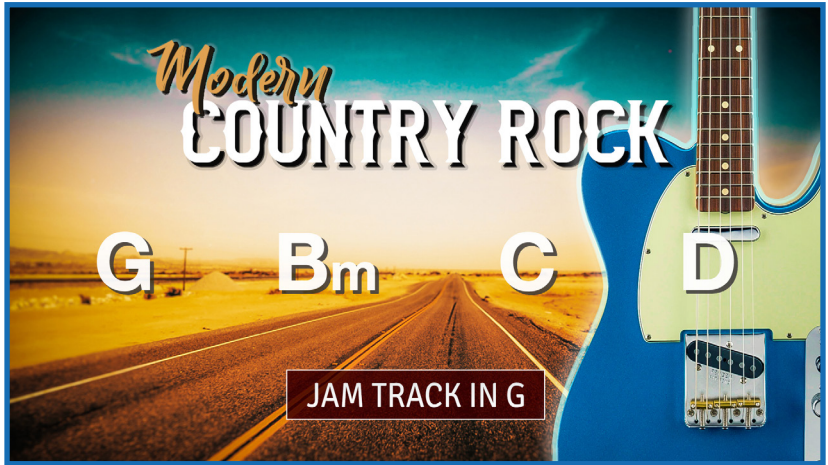
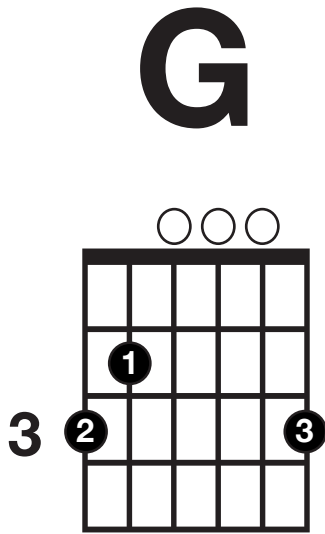
62

3 (3)

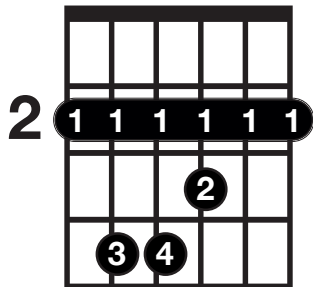
CHORD CHART

Thank you for downloading this chord chart. The chords reflect the **basic harmony** of the song. Subscribe to the Guitar Inspiration YouTube-channel or leave me a comment. I hope you have a good time with this Intense Rock Ballad Backing Track! **Keep on playing!**

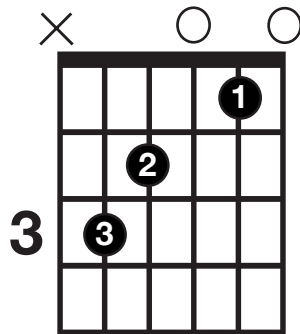
maarten



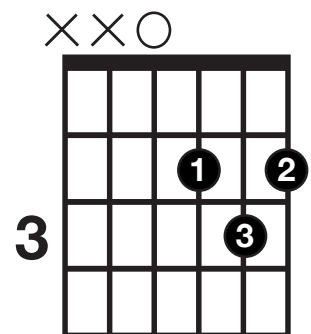
Bm



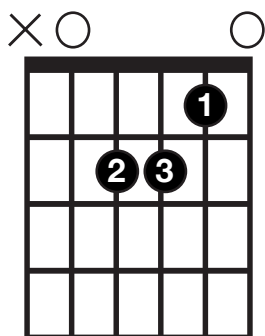
C



D



Am



G/B

